

Help Set Funding Priorities 2026-2027

Project Engagement

VIEWS

474

PARTICIPANTS

21

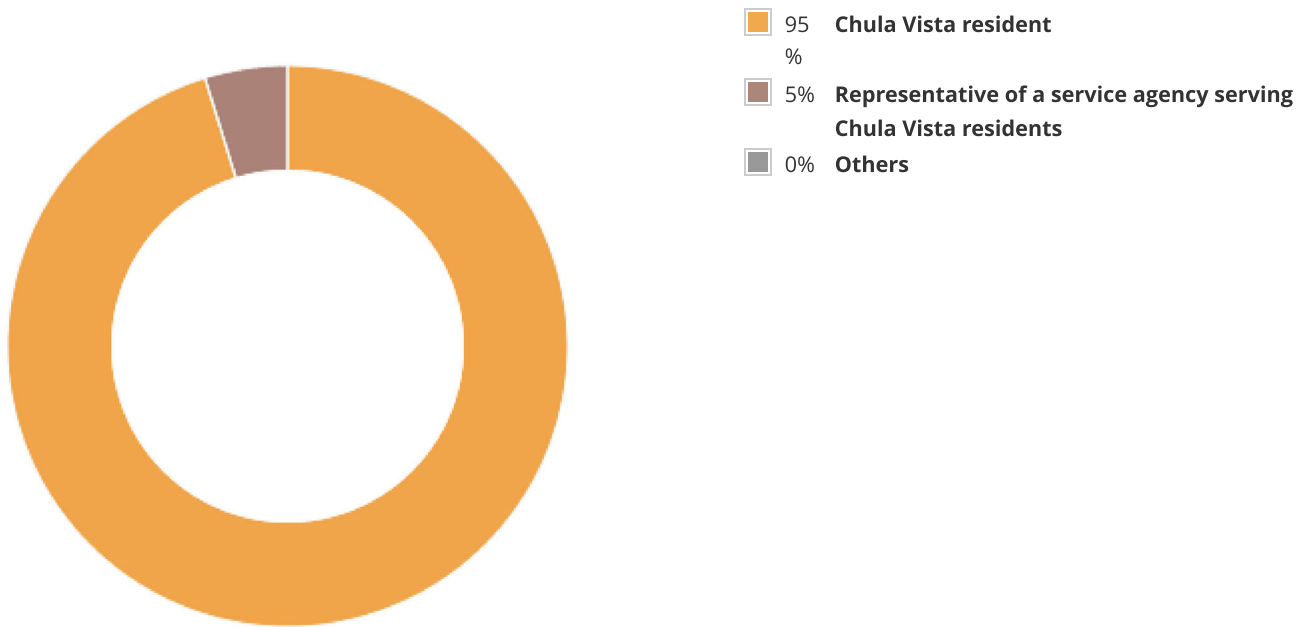
RESPONSES

899

COMMENTS

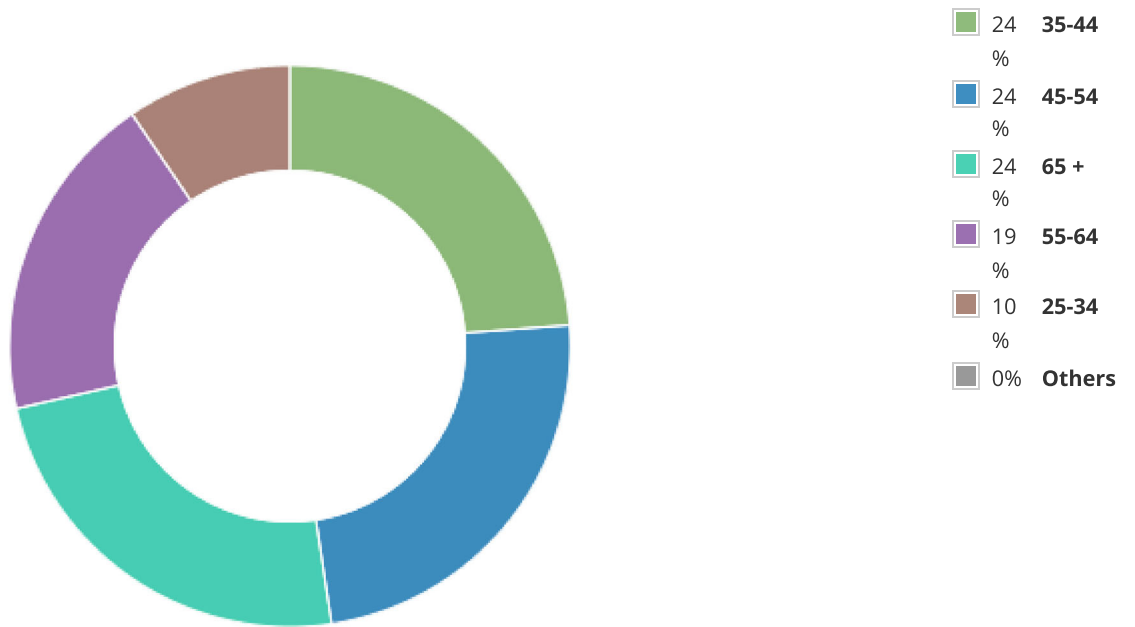
1

1. Which of the following best describes you?



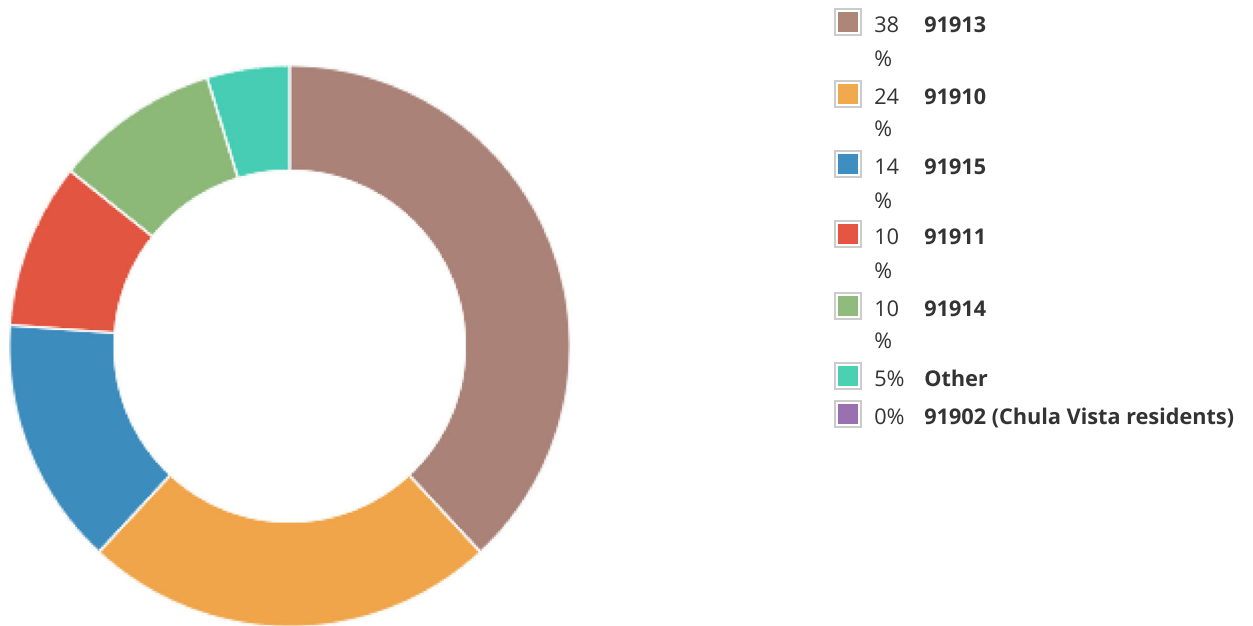
21 respondents

2. What is your age?



21 respondents

3. Please provide your home zip code.



21 respondents

4. In your opinion, what is the greatest **need** in your community that would benefit low-income persons?

52%	Public services (e.g., elderly, youth)	11 ✓
48%	Affordable housing	10 ✓
48%	Economic development (e.g., jobs, businesses)	10 ✓
38%	Public facilities (e.g., recreation centers)	8 ✓
38%	Services for persons with disabilities	8 ✓
29%	Infrastructure (e.g., new roads, sidewalks)	6 ✓
14%	Facilities and services for the homeless	3 ✓

21 Respondents

5. INFRASTRUCTURE

Accessibility improvements (ADA ramps)	10%	29%	38%	24%
	No Such Need	Low	Medium	High
Broadband internet access	5%	38%	29%	29%
	No Such Need	Low	Medium	High
Sidewalk improvements (curbs, ramps and gutters)	5%	24%	38%	33%
	No Such Need	Low	Medium	High
Street improvements (new pavement)	-	19%	33%	48%
	No Such Need	Low	Medium	High
Street lighting	-	10%	33%	57%
	No Such Need	Low	Medium	High

Closed to responses

21 responses

6. COMMUNITY FACILITIES

Childcare facilities	5% No such need	29% Low	38% Medium	29% High
Facilities for abused and neglected children	10% No such need	19% Low	38% Medium	33% High
Healthcare facilities	15% No such need	30% Low	20% Medium	35% High
Homeless shelters and facilities	35% No such need	5% Low	20% Medium	40% High
Park and recreational facilities	5% No such need	15% Low	40% Medium	40% High
Senior centers	- No such need	10% Low	25% Medium	65% High

Closed to responses

21 responses

7. AFFORDABLE HOUSING PROGRAMS AND PROJECTS FOR LOW-INCOME HOUSEHOLDS

ADA home improvements (i.e., ramps)	16%	11%	37%	37%
	No such need	Low	Medium	High
Assistance for energy efficiency improvements to homes	-	10%	50%	40%
	No such need	Low	Medium	High
Assistance to remove lead-based paint from homes	15%	25%	20%	40%
	No such need	Low	Medium	High
Construction of new affordable rental housing	30%	10%	15%	45%
	No such need	Low	Medium	High
First-time homebuyer assistance	10%	10%	40%	40%
	No such need	Low	Medium	High
Home improvement loans for low-income homeowners	15%	15%	35%	35%
	No such need	Low	Medium	High
Repairs to existing affordable rental housing	10%	20%	45%	25%
	No such need	Low	Medium	High
Rental assistance for low-income households	20%	20%	30%	30%
	No such need	Low	Medium	High

Closed to responses

20 responses

8. PUBLIC SERVICES

Childcare services	15%	20%	40%	25%
	No such need	Low	Medium	High
Crime - awareness/prevention	-	10%	35%	55%
	No such need	Low	Medium	High
Fair housing and legal services	15%	20%	40%	25%
	No such need	Low	Medium	High
Food banks	5%	30%	45%	20%
	No such need	Low	Medium	High
Health services	15%	20%	25%	40%
	No such need	Low	Medium	High
Homeless services	20%	15%	35%	30%
	No such need	Low	Medium	High
Public transit and transportation services	10%	15%	50%	25%
	No such need	Low	Medium	High
Senior services	-	15%	40%	45%
	No such need	Low	Medium	High
Youth services	-	10%	70%	20%
	No such need	Low	Medium	High

Closed to responses

20 responses

9. SPECIAL NEEDS SERVICES AND PERSONS WITH DISABILITIES

Mental health services	10%	10%	50%	30%
	No such need	Low	Medium	High
Services for neglected and abused children	10%	15%	45%	30%
	No such need	Low	Medium	High
Services for persons with disabilities	10%	15%	45%	30%
	No such need	Low	Medium	High
Services for those living with HIV/AIDS	30%	15%	50%	5%
	No such need	Low	Medium	High
Services for victims of domestic violence	10%	20%	50%	20%
	No such need	Low	Medium	High
Substance abuse services	15%	15%	25%	45%
	No such need	Low	Medium	High

Closed to responses

20 responses

10. ECONOMIC DEVELOPMENT

College readiness	-	17%	61%	22%
	No such need	Low	Medium	High
Job training	-	16%	16%	68%
	No such need	Low	Medium	High
New job opportunities	-	11%	26%	63%
	No such need	Low	Medium	High
Technical assistance for small businesses (i.e., start-up funds)	5%	11%	53%	32%
	No such need	Low	Medium	High
Small business loans for storefront/facade repairs and improvements	-	11%	53%	37%
	No such need	Low	Medium	High

Closed to responses

19 responses

 All participants

All participants ▾ All Time ▾

What is your age?

No data to display...

 All participants

All participants ▾ All Time ▾

What is your race/ethnicity?

No data to display...

 All participants

All participants ▾ All Time ▾

What is your gender?

No data to display...

 All participants

All participants ▾ All Time ▾

What is your highest formal education level?

No data to display...

 All participants

All participants ▾ All Time ▾

What is your current occupation?

No data to display...

 All participants

All participants ▾ All Time ▾

Are you a Chula Vista Resident?


No data to display...

 All participants

All participants ▾ All Time ▾

How long have you lived in Chula Vista?


No data to display...

 All participants

All participants ▾ All Time ▾

Are you a first-generation college graduate?

No data to display...

 All participants

All participants ▾ All Time ▾

Do you have a disability?

No data to display...

 All participants

All participants ▾ All Time ▾

Are you a veteran?

No data to display...

 All participants

All participants ▾ All Time ▾

Are you second-generation American (born to immigrant parents in U.S.)?

No data to display...