

# Traffic Safety Commission Meeting

## April 2026

Officer James Bucaro  
Chula Vista Police Department  
Traffic Division



CitationDateTime

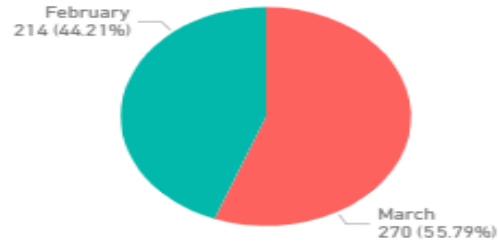
2/1/2026 3/31/2026

# TRAFFIC CITATIONS: Speed Related

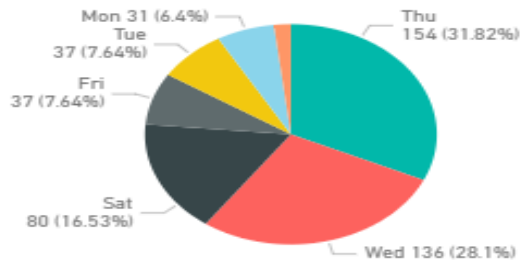
DATA AS OF

3/29/2026 8:44:00 AM

## BY MONTH



## BY DAY OF THE WEEK



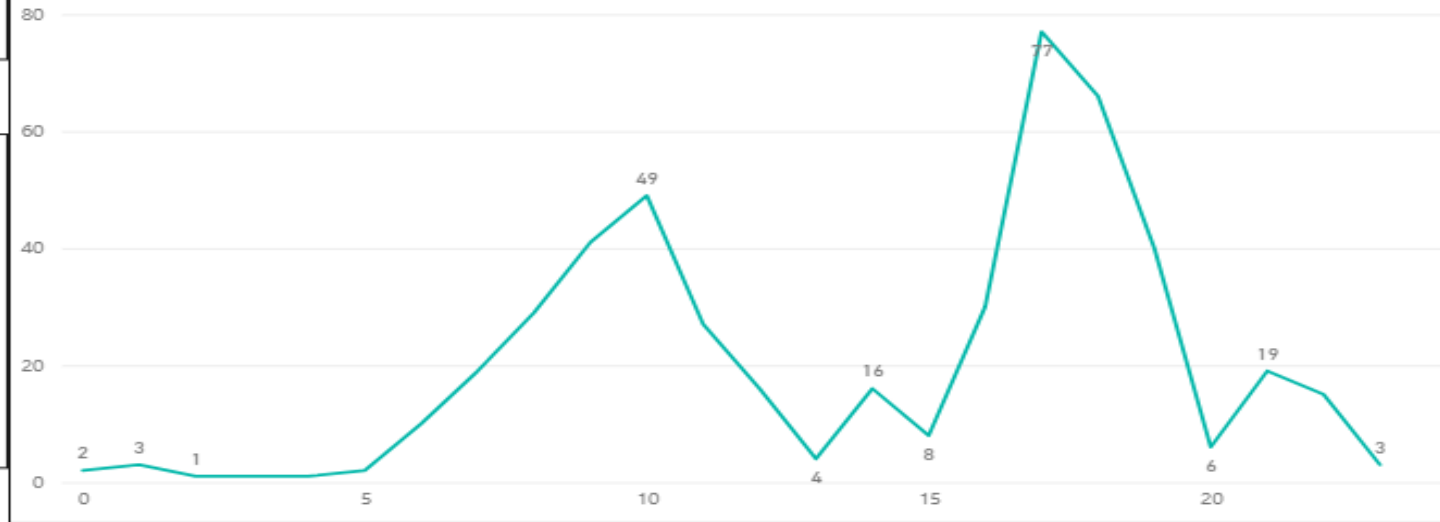
## ALL VIOLATION CODES

ViolationDesc	CodeSection	Count
VC - UNSAFE SPEED (BASIC SPEED LAW) (I)	22350	345
VC - EXCEED 65 MPH STATUTORY SPEED (I)	22349 (A)	134
VC - SPEED VIOLATION WHERE PERSONS AT WORK (I)	22362	3
VC - EXCEED 55 MPH STATUTORY SPEED-2-LANE ROADS (I)	22349 (B)	1
VC - EXCEED SPEED LIMIT AS SET IN VC 22349 OR VC 22356 (I)	22348 (A)	1
<b>Total</b>		<b>484</b>

## BY LOCATION

Location	Count
1000b Paseo Rancho	71
1200b Olympic Pkwy	24
1200b Eastlake Pkwy	23
1100b Telegraph Canyon Rd	17
1400b Telegraph Canyon Rd	17
1000b Olympic Pkwy	16
1200b Telegraph Canyon Rd	15
1600b E H St	15
100b E Orange Ave	14
1500b E H St	13
Paseo Rancho / Via Sinuoso	12
1000 Paseo Rancho	9
1200 Telegraph Canyon Rd	9
5300b Heritage Rd	9
100b Mt Miguel	8
600b L St	8
Heritage Rd / Entertainment Cir	8
1000b Paseo Rancho Rd	7
1200 Eastlake Pkwy	7
100 E L St	6
100b Mount Miguel	6
1400 Telegraph Canyon Rd	6
1600 E H St	6
<b>Total</b>	<b>484</b>

## BY HOUR



## OUR VALUES

★ ★ ★ Leadership Respect Integrity Accountability ★ ★ ★



CitationDateTime

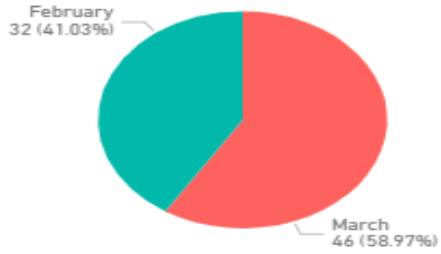
2/1/2026 3/31/2026

# TRAFFIC CITATIONS: Cell Phone Related

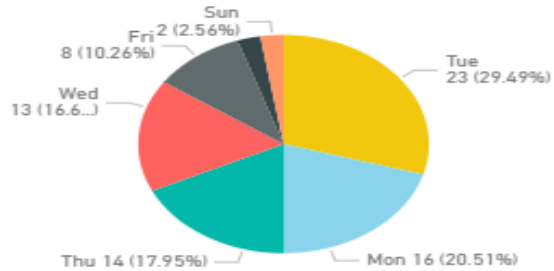
DATA AS OF

3/26/2026 8:15:00 PM

## BY MONTH



## BY DAY OF THE WEEK



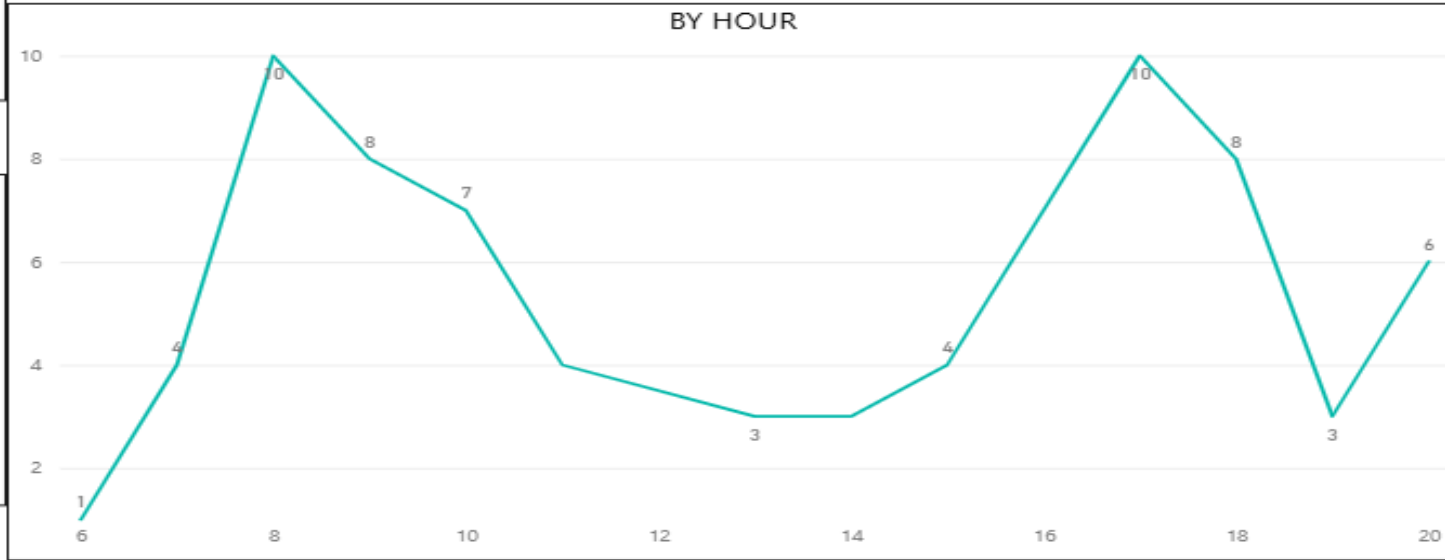
## ALL VIOLATION CODES

ViolationDesc	CodeSection	Count
VC - PROHIBIT USE OF HND HLD DEVICE WHILE DRIVING (I)	23123.5 (A)	64
VC - USE CELL PHONE WHILE DRIVING WITHOUT HANDSFREE DEVICE (I)	23123 (A)	14
<b>Total</b>		<b>78</b>

## BY LOCATION

Location	Count
2600b Garnet Ave	8
1100b Broadway	5
Main St / Heritage Rd	4
1200b Broadway	2
200b Broadway	2
400b L St	2
500b Broadway	2
Eastlake Pkwy / Otay Lakes Rd	2
00b E Orange Ave	1
00b E St	1
100 E L St	1
1100b Third Ave	1
1200b Eastlake Pkwy	1
1400b Eastlake Pkwy	1
200b E St	1
2200b Otay Lakes Rd	1
2400 Garnett Ave	1
3000b Bonita Rd	1
300b E H St	1
3600 Heritage Rd	1
400 Fourth Ave	1
4000b Bonita Rd	1
400b Broadway	1
400b C St	1
400b Palomar St	1
500b L St	1
500b Telegraph Canyon Road	1
5300b Heritage Rd	1
600b Palomar St	1
<b>Total</b>	<b>78</b>

## BY HOUR



## OUR VALUES

★ ★ ★ Leadership Respect Integrity Accountability ★ ★ ★



Occurred On

2/1/2026 3/31/2026

# DUI TRAFFIC COLLISIONS

COLLISION TOTALS

36

## PedestrianAction Count

No Pedestrians Involved	35
Unknown	1
<b>Total</b>	<b>36</b>

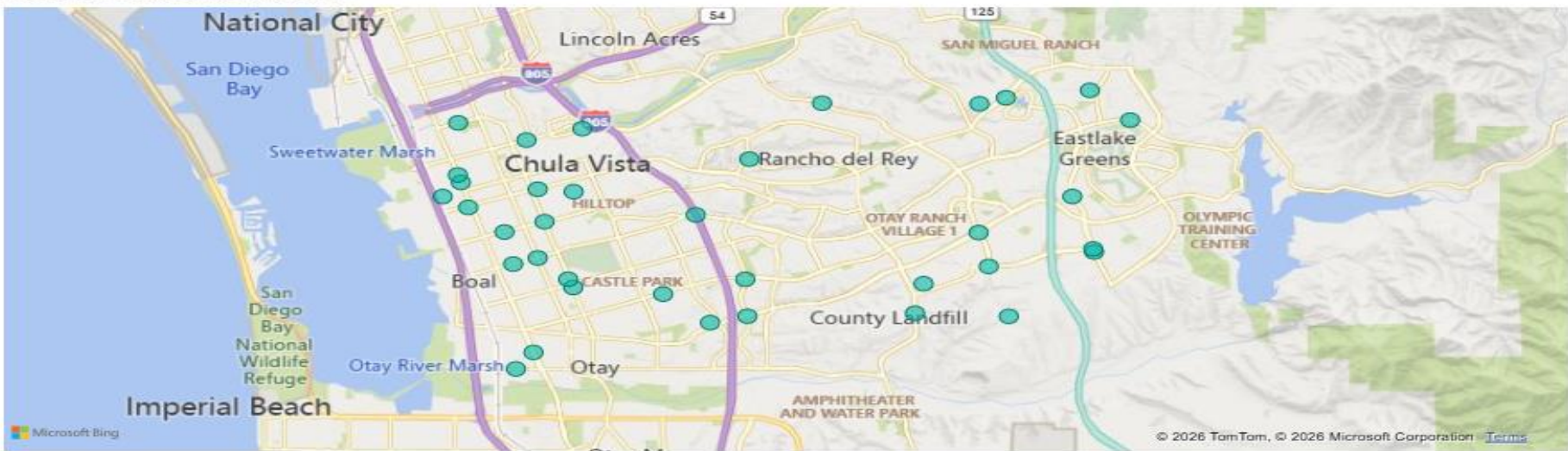
## InjuryDesc Count

No Injury	24
Suspected Minor Injury	11
Suspected Serious Injury	1
<b>Total</b>	<b>36</b>

DUI PCF	CodeSection	COUNT
DUI .08 ALC:CAUSING BODILY INJ (F)	23153 (B)	1
DUI ALC/0.08 PERCENT (M)	23152 (B)	4
DUI ALCOHOL (M)	23152 (A)	25
DUI ALCOHOL/DRUG (M)	23152 (G)	1
DUI ALCOHOL/DRUGS:CAUSING BODILY INJURY (F)	23153 (G)	1
DUI ALCOHOL:CAUSING BODILY INJURY (F)	23153 (A)	2
DUI DRUG (M)	23152 (F)	1
DUI DRUG:CAUSING BODILY INJURY (F)	23153 (F)	1
<b>Total</b>		<b>36</b>

AccidentLocation	CodeSection	Count
Eastlake Parkway	23152 (A)	2
1500 Block Olympic Parkway	23152 (A)	1
1725 Eastlake Parkway	23152 (A)	1
285 E Orange Ave	23152 (A)	1
400 (block) East Palomar Street	23152 (A)	1
700 Third Ave	23152 (A)	1
E Palomar St (90 Block)	23152 (A)	1
E. Bonita Rd. (00 Block)	23152 (A)	1
Fifth Ave (600 Block)	23152 (A)	1
G Street (600 Block)	23152 (A)	1
H Street (200 Block)	23152 (A)	1
L St (300 Block)	23152 (A)	1
L Street (500 Block)	23152 (A)	1
La Media Parkway North	23152 (A)	1
Mackenzie Creek Road (2500 Block)	23152 (A)	1
Olympic Parkway	23152 (A)	1
Olympic Pkwy (400 Block)	23152 (A)	1
Otay Lakes Road (400 Block)	23152 (A)	1
Port Renwick (1800 Block)	23152 (A)	1
Santa Carolina (1600 Block)	23152 (A)	1
Santa Liza Ave (1300 Block)	23152 (A)	1
Telegraph Canyon Rd (500 Block)	23152 (A)	1
Twin Oaks (200 Blk)	23152 (A)	1
Whitney Street (100 Block)	23152 (A)	1
309 Broadway	23152 (B)	1
Anita Rd (500 Block)	23152 (B)	1
East H Street (2100 Block)	23152 (B)	1
Ranch Del Rey Parkway (700 Block)	23152 (B)	1
1058 Third Avenue	23152 (F)	1
<b>Total</b>		<b>36</b>

## LOCATION OF COLLISIONS



## OUR VALUES

★ ★ ★ Leadership Respect Integrity Accountability ★ ★ ★



Occurred On

2/1/2026 3/31/2026



# SPEED RELATED TRAFFIC COLLISIONS

COLLISION TOTALS

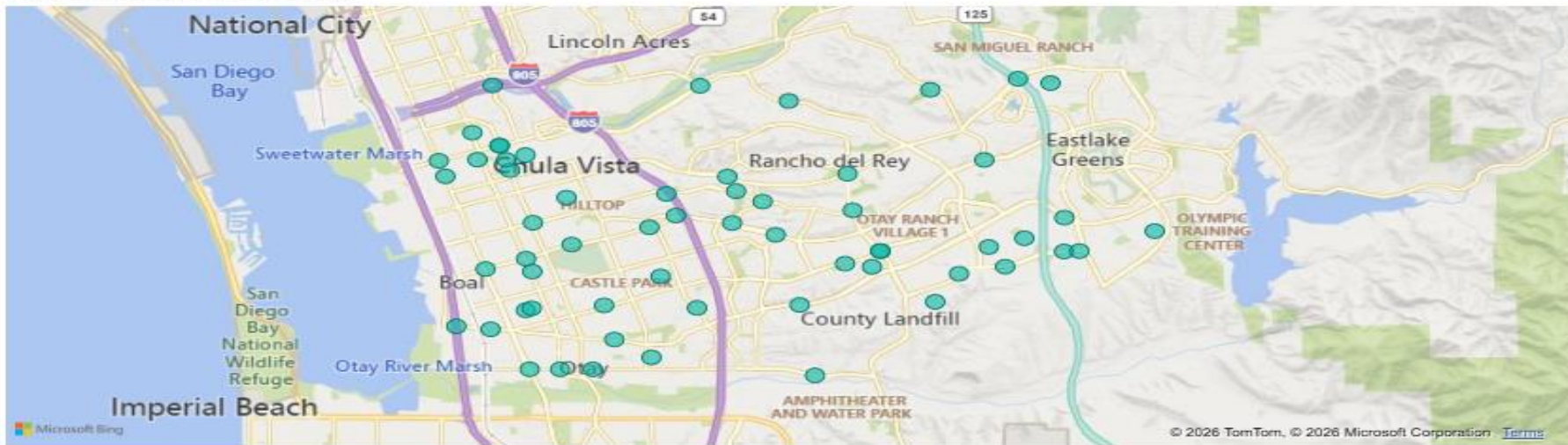
61

PedestrianAction	Co	InjuryDesc	Count
No Pedestrians Involved		No Injury	46
In Road - Includes Shoulder		No Data/NA	6
Crossing - Not in Crosswalk		Suspected Minor Injury	6
Crossing in Crosswalk - At Intersection		Possible Injury	3
<b>Total</b>		<b>Total</b>	<b>61</b>

DUI PCF	CodeSection	COUNT
EXCEED SPEED LIMIT AS SET IN VC 22349 OR VC 22356 (I)	22348 (A)	1
UNSAFE SPEED (BASIC SPEED LAW) (I)	22350	60
<b>Total</b>		<b>61</b>

AccidentLocation	CodeSection	Count
Tenaya Lake Rd (1100 Block)	22348 (A)	1
1100 Blk Thistlewood Av	22350	1
1200 Fifth Ave	22350	1
1400 Melrose Ave	22350	1
1500 Blk Glenwood Springs Av	22350	1
1600 Paseo De Oro	22350	1
1790 Santa Christina Ave	22350	1
200 (block) Second Avenue	22350	1
200 3rd Ave	22350	1
200 Blk Third Av	22350	1
2200 Blk Mackenzie Creek Rd	22350	1
3000 Block Main St	22350	1
600 (block) Telegraph Canyon Road	22350	1
700 Blk Main St	22350	1
700 Paseo Del Rey Blvd	22350	1
BIRCH RD	22350	1
Bonita Rd (4000 Block)	22350	1
Broadway (300 Block)	22350	1
Copper Penny Drive (1600 Blk)	22350	1
Davidson (500 Block)	22350	1
E H St	22350	1
E L Sreet (200 Block)	22350	1
E Oxford Street (100 Block)	22350	1
E Palomar St (1200 Block)	22350	1
E Street (500 Block)	22350	1
East H Street (700 Block)	22350	1
East J Street (600 Block)	22350	1
East Palomar St (900 Block)	22350	1
East Palomar Street (1200 Block)	22350	1
<b>Total</b>		<b>61</b>

## LOCATION OF COLLISIONS



## OUR VALUES

★ ★ ★ Leadership Respect Integrity Accountability ★ ★ ★



Occurred On

2/1/2026 3/31/2026



# PEDESTRIAN RELATED TRAFFIC COLLISIONS

COLLISION TOTALS

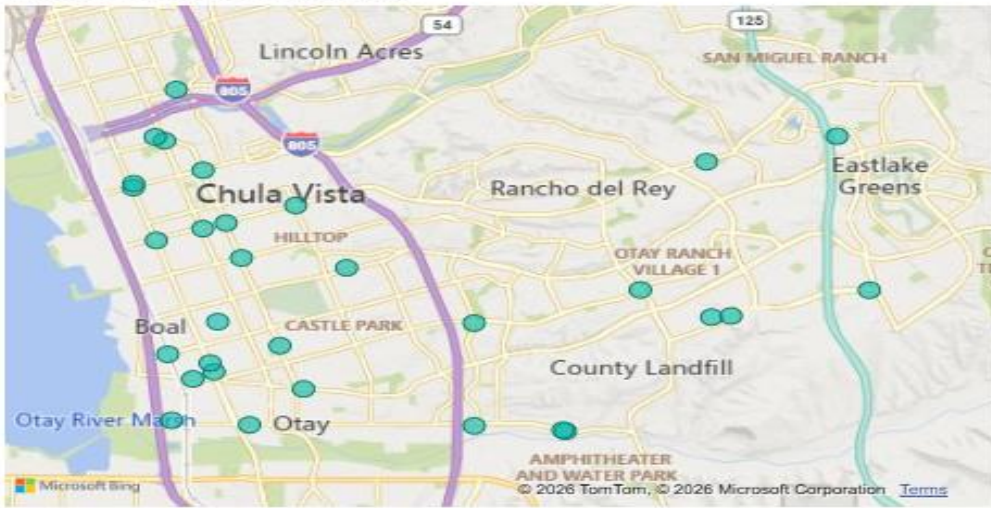
31

PedestrianAction	Count	InjuryDesc	Count
Crossing in Crosswalk - At Intersection	9	No Injury	26
In Road - Includes Shoulder	8	Possible Injury	2
Crossing - Not in Crosswalk	7	Unknown	2
Not in Road	3	Suspected Minor Injury	1
Unknown	3	<b>Total</b>	<b>31</b>
Crossing in Crosswalk - Not at Intersection	1		
<b>Total</b>	<b>31</b>		

DUI PCF	CodeSection	Count
N/A	N/A	10
RIGHT-OF-WAY:DRVR YIELD TO PEDESTRIAN IN CROSSWALK (I)	21950 (A)	6
RIGHT-OF-WAY:PED NOT IN CROSSWALK YIELD TO VEHS (I)	21954 (A)	5
UNSAFE SPEED (BASIC SPEED LAW) (I)	22350	4
RIGHT-OF-WAY:ENTERING HWY (I)	21804 (A)	2
DUI ALCOHOL (M)	23152 (A)	1
SIGNAL LIGHTS:CIRCULAR RED (I)	21453 (A)	1
URNS:IMPROPER RIGHT HAND TURN (I)	22100 (A)	1
URNS:UNSAFE TURN AND/OR NO TURN SIGNAL (I)	22107	1
<b>Total</b>		<b>31</b>

AccidentLocation	CodeSection	Count
Heritage Rd	21453 (A)	1
E Street (100 Block)	21804 (A)	1
H St (400 Blk)	21804 (A)	1
Broadway Avenue	21950 (A)	1
E H Street (1600 Block)	21950 (A)	1
Fourth Ave (400 Block)	21950 (A)	1
H Street	21950 (A)	1
Hilltop Dr (800 Block)	21950 (A)	1
Oxford Street (200 Bock)	21950 (A)	1
Broadway (1200 Block)	21954 (A)	1
North 4th Avenue (00 Block)	21954 (A)	1
Oxford Street (600 Block)	21954 (A)	1
Santa Diana Road (1400 Block)	21954 (A)	1
Third Avenue (600 Block)	21954 (A)	1
Moss St (500 Blk)	22100 (A)	1
1100 Industrial Blvd	22107	1
1600 Paseo De Oro	22350	1
200 3rd Ave	22350	1
700 Blk Main St	22350	1
Palomar St	22350	1
400 (block) East Palomar Street	23152 (A)	1
1320 E 30th Street	N/A	1
1840 Main Ct (private Lot)	N/A	1
2015 Birch Road	N/A	1
2240 Main St	N/A	1
275 Orange Ave	N/A	1
2817 Main Street	N/A	1
757 Main Street	N/A	1
878 Eastlake Pkwy	N/A	1
E Street (300 Block)	N/A	1
HILLTOP DRIVE	N/A	1
<b>Total</b>		<b>31</b>

## LOCATION OF COLLISIONS



## OUR VALUES

★ ★ ★ Leadership Respect Integrity Accountability ★ ★ ★



# MICRO-MOBILITY RELATED CALLS FOR SERVICE 2026

## Calls for Service (CFS) by Incident Type

- Between January and March 2026, Chula Vista PD's Traffic Unit recorded 123 E-Bike related Calls for Service across five major incident types.
- Disturbance-Juvenile was the leading call type with 62 incidents, representing over 50% of all CFS activity — with a sharp spike in March (40). Reckless Driver was the second highest at 37 incidents, also peaking in March (18).
- The consistent month-over-month increase across all categories suggests growing e-bike activity in the field and warrants increased patrol presence heading into Q2 2026.

CFS TYPE	Jan	Feb	Mar	Grand Total
DISTURBANCE - JUVENILE	6	16	40	62
DISTURBANCE - PERSON	2	0	5	7
GRAND THEFT	2	3	4	9
MIN INJ TC	0	4	4	8
RECKLESS DRIVER	12	7	18	37
<b>Grand Total</b>	<b>22</b>	<b>30</b>	<b>71</b>	<b>123</b>



### OUR VALUES



Leadership Respect Integrity Accountability



# ALL MICRO-MOBILITY RELATED ACTIVITY BY DAY OF WEEK

## Activity by Day of Week — Accidents, CFS & Citations

- Between January and March 2026, Chula Vista PD's Traffic Unit reported 246 total E-Bike related activities across all seven days. Accidents were concentrated on Sundays, Mondays, and Fridays, indicating higher collision risk on weekend edges
- Citations peaked on Wednesdays with 22 of 33 total, suggesting mid-week enforcement efforts are most productive. CFS activity remained consistently high throughout the week, with Sundays (45) and Fridays (38) seeing the heaviest call volumes.

Day of Week	Accident	CFS	Citation
Sun	3	45	0
Mon	4	16	0
Tue	0	32	6
Wed	0	24	22
Thu	0	16	4
Fri	3	38	1
Sat	0	32	0
<b>Grand Total</b>	<b>10</b>	<b>203</b>	<b>33</b>



### OUR VALUES

★ ★ ★ Leadership Respect Integrity Accountability ★ ★ ★



# ALL MICRO-MOBILITY RELATED ACTIVITY BY MONTH THIS YEAR

## Activity by Day of Week — Accidents, CFS & Citations

- Accident counts trended upward alongside call volume, increasing from 1 in January to 5 in March, suggesting a possible correlation between higher activity levels and collision frequency.
- Call volume increased significantly over time, with CFS rising from 44 in January to 114 in March, accounting for over half (56%) of the total calls during the three-month period.

Month	Accident	CFS	Citation
Jan	1	44	30
Feb	4	45	3
Mar	5	114	0
<b>Grand Total</b>	<b>10</b>	<b>203</b>	<b>33</b>



### OUR VALUES

★ ★ ★ Leadership Respect Integrity Accountability ★ ★ ★



# MICRO-MOBILITY RELATED COLLISIONS 2026

## Collisions By Vehicle Type

- Between January and March 2026, Chula Vista PD's Traffic Unit documented 10 total accidents involving electric mobility vehicles.
- Of those 10 total accidents, E-Bikes accounted for 90% of incidents (9 of 10), with accident frequency increasing each month — peaking in March with 5 total accidents. The sole E-Motorcycle accident also occurred in March.

Veh Type	Jan	Feb	Mar	Grand Total
E-BIKE	1	4	4	9
E-MOTORCYCLE	0	0	1	1
<b>Grand Total</b>	<b>1</b>	<b>4</b>	<b>5</b>	<b>10</b>



### OUR VALUES

★ ★ ★ Leadership Respect Integrity Accountability ★ ★ ★



# Questions?



OUR VALUES



Leadership Respect Integrity Accountability

