

# **CITY COUNCIL PRESENTATION**

**May 3, 2022**



## **ITEM 7.1 – HOMELESS BRIDGE SHELTER OPERATOR – CITYNET**

**Angélica Davis, Sr Management Analyst**  
**Lieutenant Ernie Pinedo, CVPD**

# ITEM TOPICS:

- State of the Unsheltered
- Response Efforts
- Shelter Operator Agreement



# STATE OF HOMELESSNESS:

Sheltered

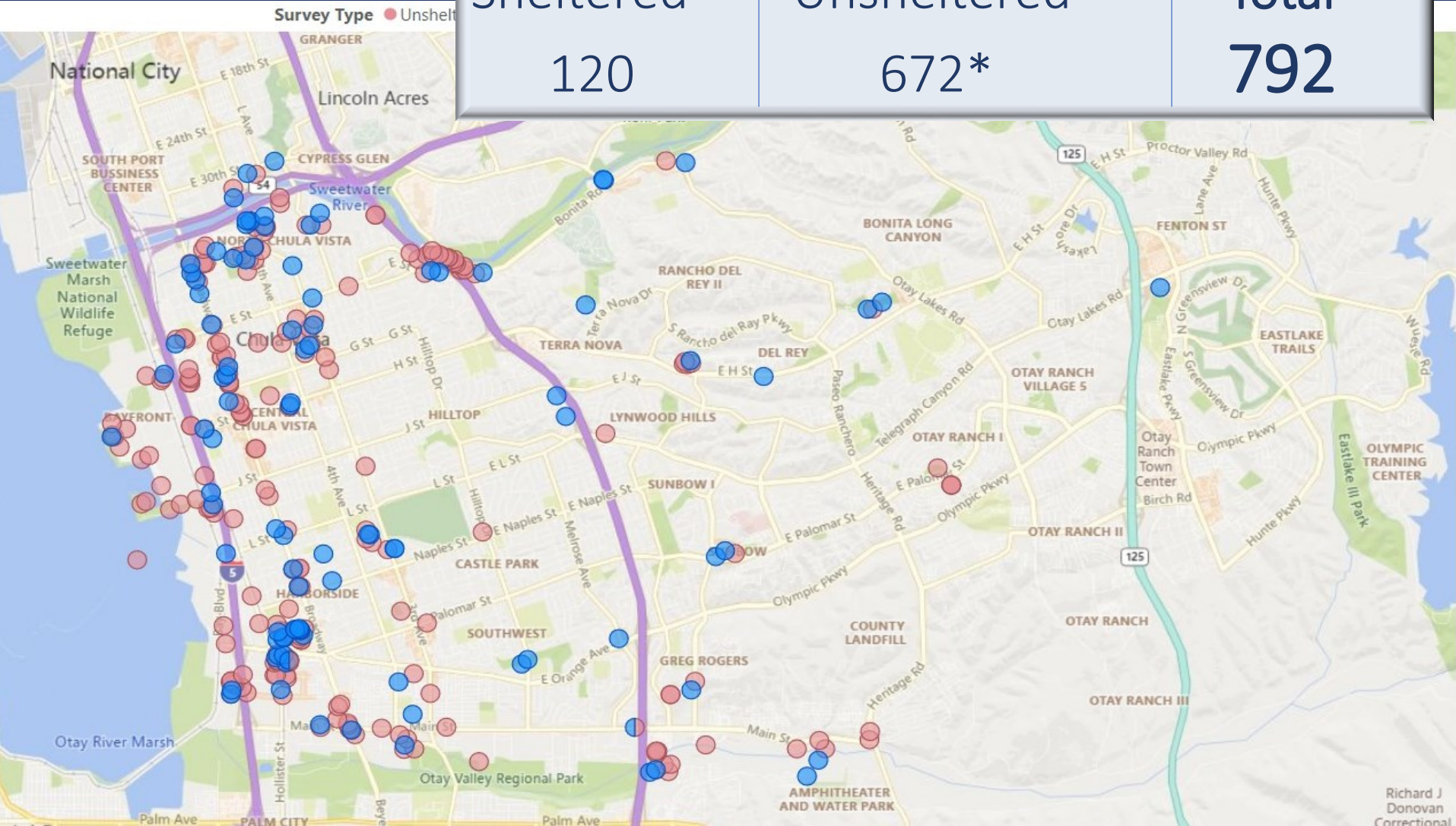
120

Unsheltered

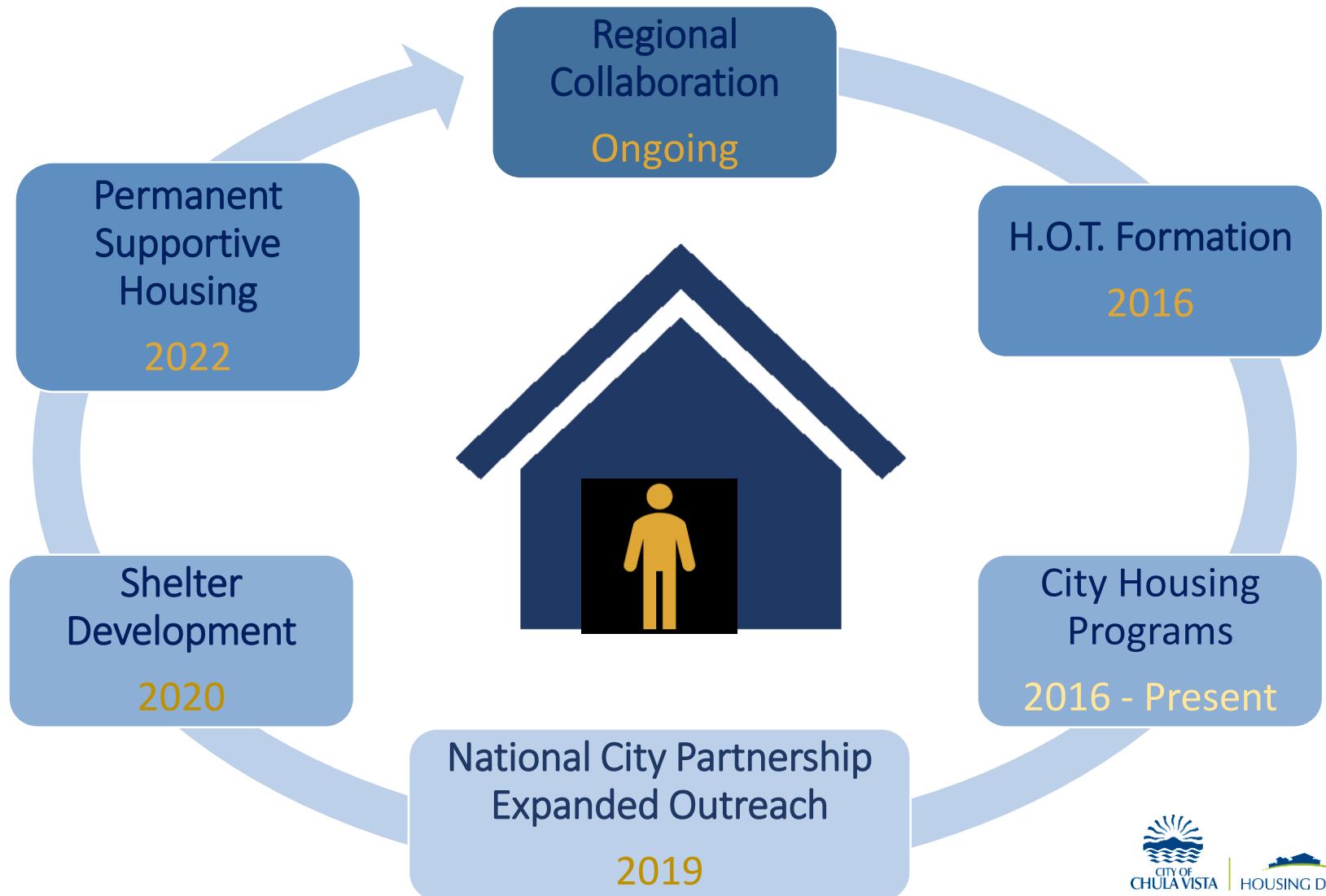
672\*

Total

792



# RESPONSE TO THE UNSHELTERED CRISIS





# Project Milestones



# PROGRAMATIC FUNDING

SOURCE	FY 2022	FY 2023	FY 2024
ESG-CV	\$275,000	\$1,950,000	\$1,070,000
PHLA	\$0	\$0	\$1,000,000
TOTAL	\$275,000	\$1,950,000	\$2,070,000

USE	FY 2022	FY 2023	FY 2024
Ramp-up	\$200,000	N/A	N/A
Operations	\$50,000	\$1,756,950	\$1,863,000
10% Contingency	\$25,000	\$193,050	\$207,000
TOTAL	\$275,000*	\$1,950,000	\$2,070,000

\* Amount represents prorated expense for remainder of fiscal year

# BRIDGE SHELTER: Location






# OPERATOR SELECTION PROCESS


- 🏠 Request for Proposals (RFPs) issued on October 25, 2021
- 🏠 RFPs Due on November 12, 2021
- 🏠 Three responsive proposals received
- 🏠 Interviews conducted by selection committee on March 2, 2022







City Net



**OPERATOR**

# Organization Overview

## Overview

- 501(c)(3) nonprofit
- Established 2003 in Long Beach, CA
- Operating in 30 cities in 5 counties: Los Angeles, Orange, Riverside, Santa Barbara, San Diego

## Scope of Work

- 174 active employees (+~40 open positions)
- ~\$25M annual budget
- 45 Federal/State/County/City/Corporate contracts
- 186 partnering agencies



# Organization Overview

## Mission

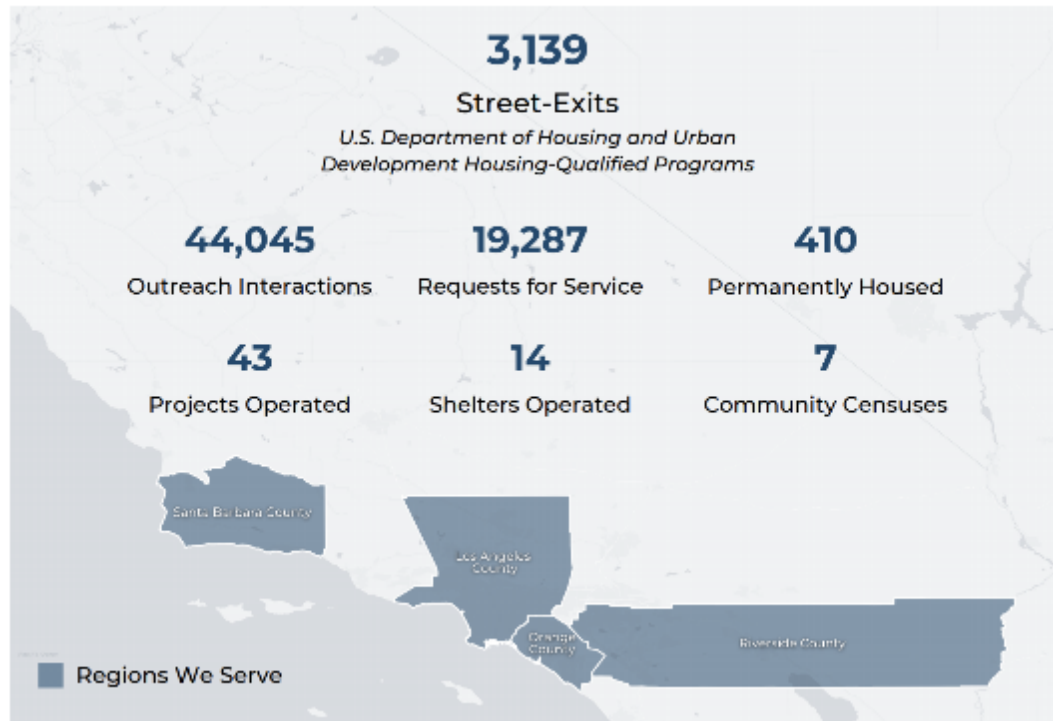
- End homelessness through housing

## Services

- Street Outreach & Engagement
- Shelter Operations
- Housing Operations (bridge, rapid-rehousing, permanent supportive)
- Housing Supportive Services
- Censuses/Point-in-Time Counts
- Police Diversion Response Teams (MDRT)



# 2020 Results





# Street Exits since 2014



	Goal	Actual
Anaheim	890	3,949
Bellflower	50	77
Brea	40	82
Buena Park	305	812
Corona	175	219
Cypress	82	209
Fullerton	195	834
Garden Grove	210	337
La Habra	122	282
Lake Forest	10	22
La Palma	78	67
Newport Beach	62	135
OC Courtyard	380	744
OC Flood Control Channel	150	322
Placentia	78	218
Riverside	85	189
San Clemente	30	54
Santa Ana	900	1,616
Santa Barbara	150	270
Stanton	320	540
Temecula	26	96
Tustin	88	372
Western Riverside COG (Lake Elsinore, Menifee, Murrieta, Wildomar)	18	78
Westminster	245	315
<b>TOTAL</b>	<b>4,689</b>	<b>11,839</b>



# 2020 Shelter Operations



**74,403**


Shelter beds provided and utilized  
through City Net-operated programs.  
*See programs below*

**223,209**

Meals Served


**3,113**

Volunteer Hours



# 2020-2022 Shelter Operations

Name	Location	Beds
Courtyard Transitional Center (supportive services)	Santa Ana	425
Armory Cold Weather Shelter	Santa Ana	100
Homeless Emergency Aid Program (HEAP)	Santa Barbara County	5
Roomkey/Toolbelt (supportive services)	Orange County	500
Housing Disability Advocacy Program	Orange County	50
Emergency Quarantine Facility (OC Public Health)	Orange County	10
COVID Family Solutions Program	Orange County	3
Emergency Quarantine Facility	Anaheim	65
Emergency Quarantine Facility	Fullerton/La Habra	50



# 2020-2022 Shelter Operations

Name	Location	Beds
Inclement Weather Shelter	Corona	20
Cabin Village Shelter	Riverside	56
Emergency Isolation Facility (Airport)	Riverside	15
Emergency Quarantine Facility (MAP)	Riverside	57
Inclement Weather Shelter	Norco	10
Emergency Fire Response Shelter	City of Santa Barbara	50





# Case Study: Riverside Cabin Village Shelter

## Program Overview

A 24-hour shelter with wraparound supportive services in an effort to provide shelter to residents of the City of Riverside who are experiencing homelessness

## Program Location

2880 Hulen Place, Riverside, CA 92507

## Number of Beds = 56\*

\*Varies day to day due to COVID-19 safety measures

## Operator

City Net in partnership with the City of Riverside



## CUMULATIVE TO-DATE TOTALS March 16, 2020 - April 30, 2021

**149**

Number of People  
Served to Date

**49**

Number of TBRA  
Voucher Recipients

**41**

Program Participants  
Permanently Housed

**3**

Number of  
Reunifications




# Shelter Operations: Core Convictions

- Safe, clean
- Environment should reflect what clients could afford on their own
- Smaller shelters are better
- Linked to housing
- Partnered with law enforcement
- Integrated with community
- Operated by written policy (MOPS)



# Shelter Operations: Community Life

- Peer Support
- Community-Provided Meals
- Life Skills and Case Management Workshops
- Shelter Comaraderie
  - Special Events (i.e. Movie Nights)
  - Special Meals
  - Holidays/Birthdays



# **CITY COUNCIL PRESENTATION**

**May 3, 2022**



## **ITEM 7.1– HOMELESS BRIDGE SHELTER OPERATOR – CITYNET**

**Angelica Davis, Sr Management Analyst**  
**Lieutenant Ernie Pinedo, CVPD**