

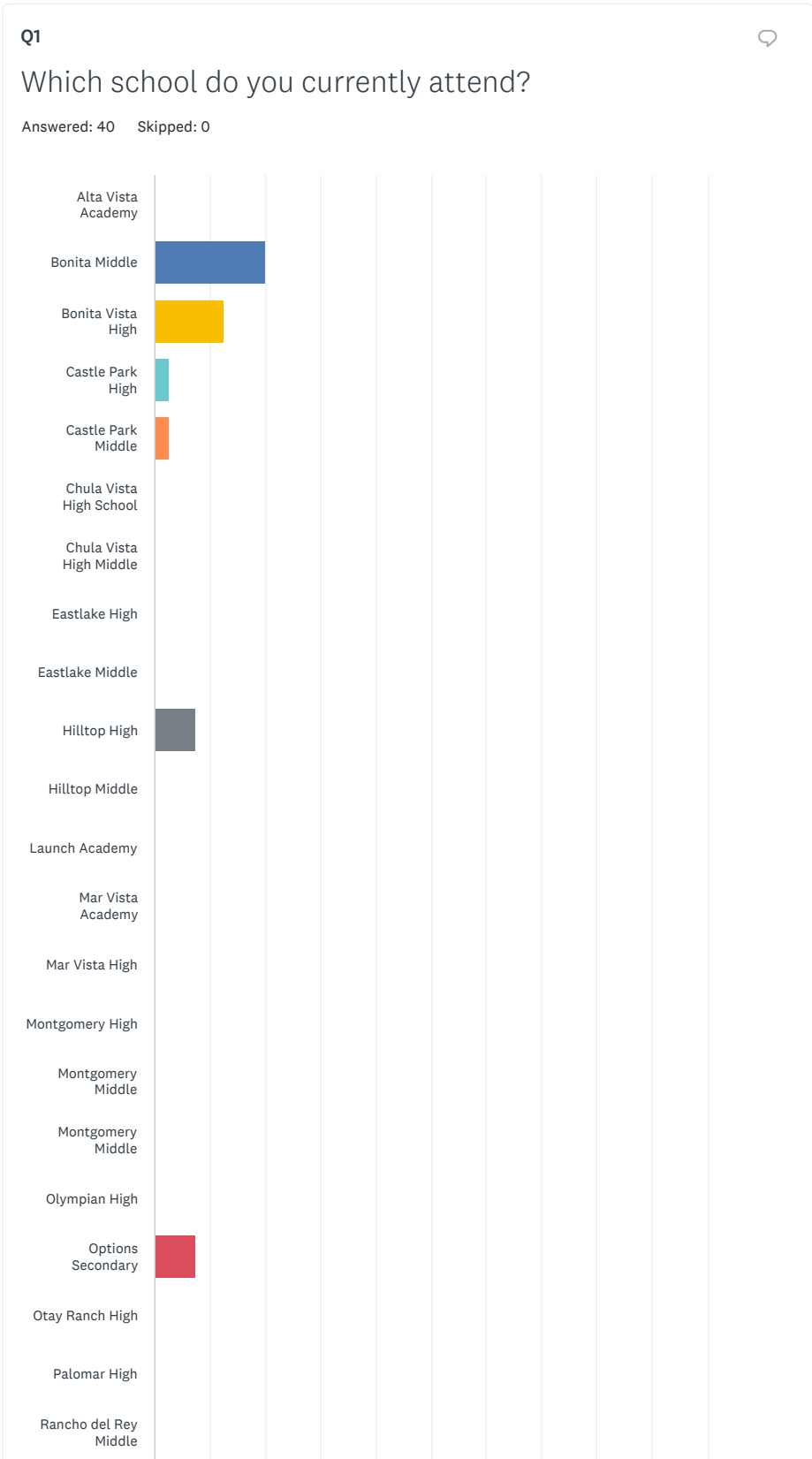


SIGN UP FREE



Chula Vista Vaping & Smoking Survey

Vaping Results



Share Link

<https://www.surveymonkey.com/re:>

COPY

Share

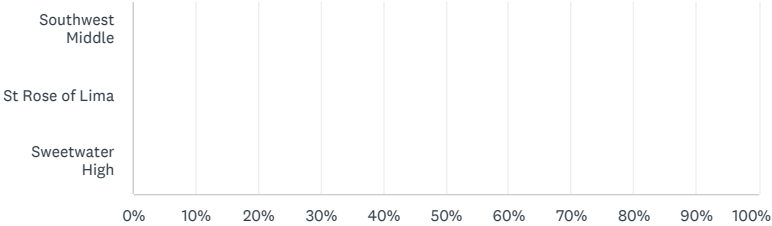
Tweet

Share

40 responses



SIGN UP FREE



ANSWER CHOICES	RESPONSES	
Alta Vista Academy	0.00%	0
Bonita Middle	20.00%	8
Bonita Vista High	12.50%	5
Castle Park High	2.50%	1
Castle Park Middle	2.50%	1
Chula Vista High School	0.00%	0
Chula Vista High Middle	0.00%	0
Eastlake High	0.00%	0
Eastlake Middle	0.00%	0
Hilltop High	7.50%	3
Hilltop Middle	0.00%	0
Launch Academy	0.00%	0
Mar Vista Academy	0.00%	0
Mar Vista High	0.00%	0
Montgomery High	0.00%	0
Montgomery Middle	0.00%	0
Montgomery Middle	0.00%	0
Olympian High	0.00%	0
Options Secondary	7.50%	3
Otay Ranch High	0.00%	0
Palomar High	0.00%	0
Rancho del Rey Middle	0.00%	0
San Ysidro High	15.00%	6
Southwest High	32.50%	13
Southwest Middle	0.00%	0
St Rose of Lima	0.00%	0
Sweetwater High	0.00%	0
TOTAL		40

Q2



What grade are you currently in?

Answered: 40 Skipped: 0



Share Link

<https://www.surveymonkey.com/re:>

COPY

Share

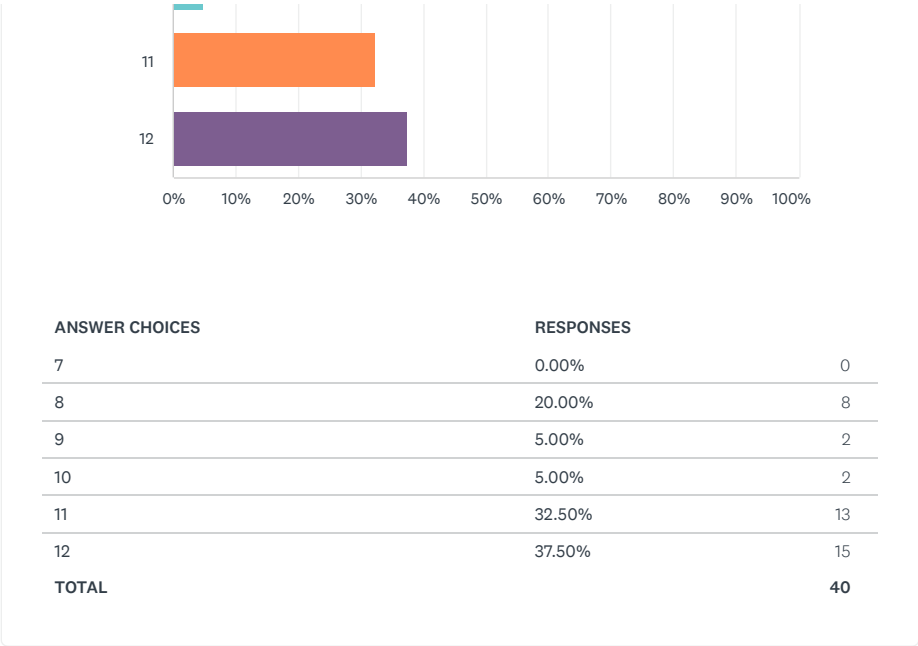
Tweet

Share

40 responses



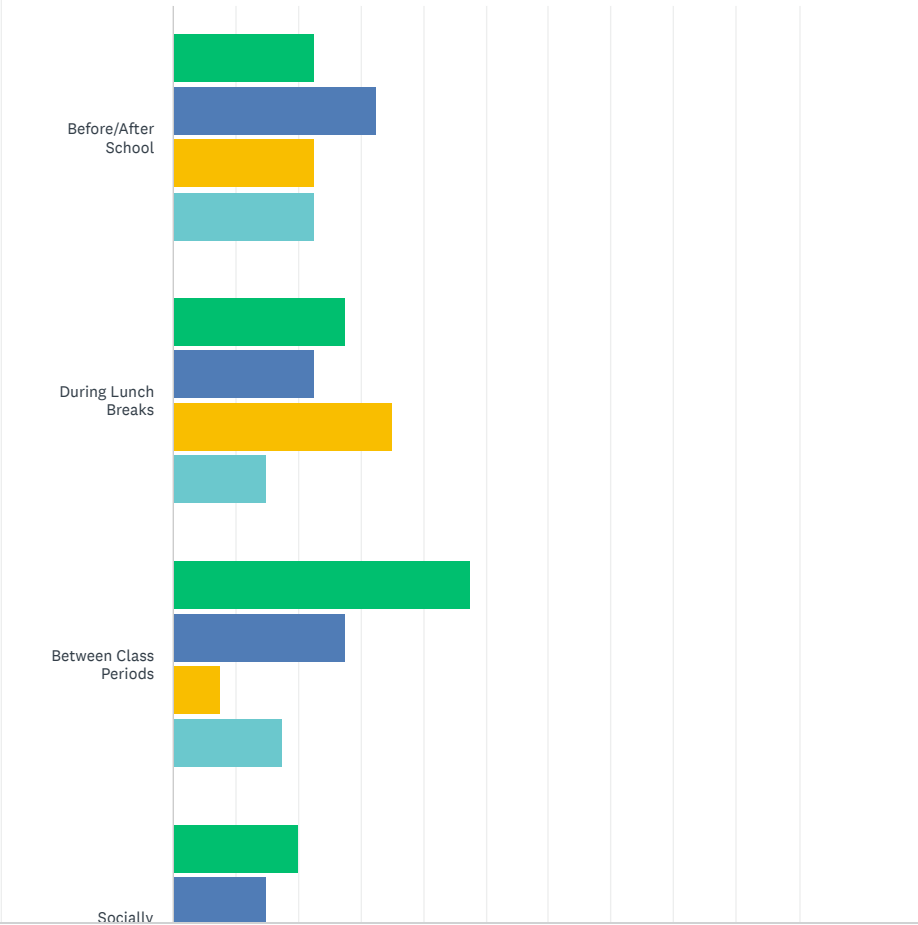
SIGN UP FREE



Q3

Before school closures, how often did you notice other students vaping?

Answered: 40 Skipped: 0



Share Link

<https://www.surveymonkey.com/re:>

COPY

Share

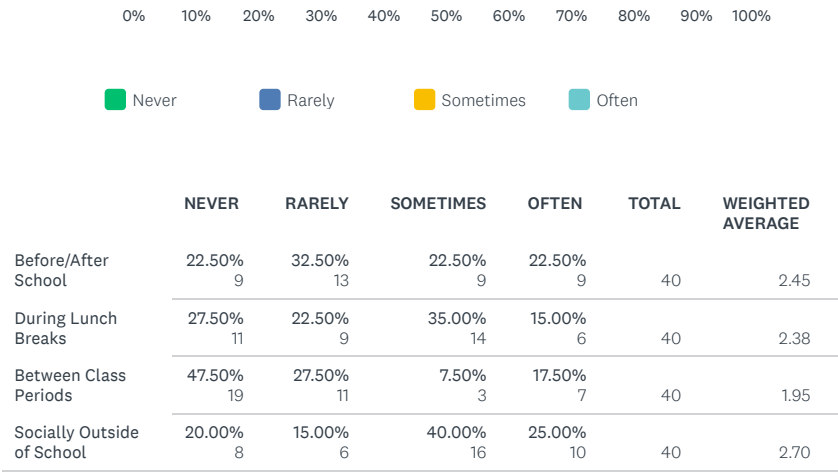
Tweet

Share

40 responses



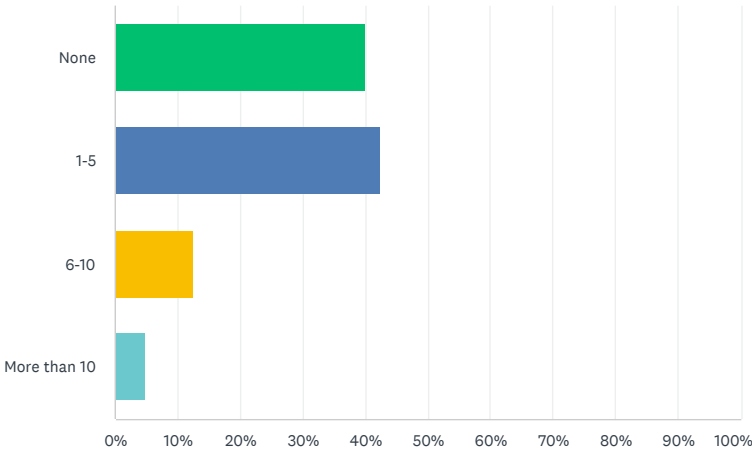
SIGN UP FREE



Q4

Approximately how many of your friends currently vape?

Answered: 40 Skipped: 0



ANSWER CHOICES	RESPONSES
None	40.00% 16
1-5	42.50% 17
6-10	12.50% 5
More than 10	5.00% 2
TOTAL	40

Q5

Which tobacco products have you used/tried? (check all that apply)

Answered: 12 Skipped: 28

Share Link

<https://www.surveymonkey.com/re:>

COPY

Share

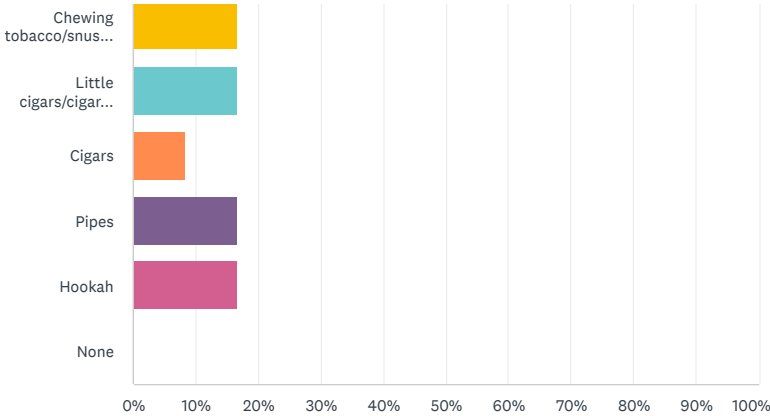
Tweet

Share

40 responses



SIGN UP FREE



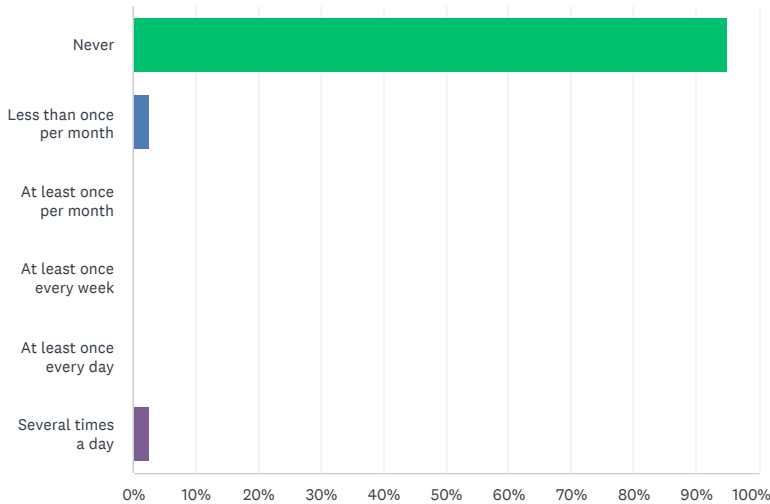
ANSWER CHOICES	PERCENTAGE	RESPONSES
Cigarettes	25.00%	3
E-cigarettes/vapes	83.33%	10
Chewing tobacco/snus/etc.	16.67%	2
Little cigars/cigarellos	16.67%	2
Cigars	8.33%	1
Pipes	16.67%	2
Hookah	16.67%	2
None	0.00%	0
Total Respondents: 12		

Q6



How often do you smoke cigarettes?

Answered: 40 Skipped: 0



ANSWER CHOICES	PERCENTAGE	RESPONSES
Never	95.00%	38

Share Link

<https://www.surveymonkey.com/re:> [COPY](#)

Share

Tweet

Share

40 responses



SIGN UP FREE

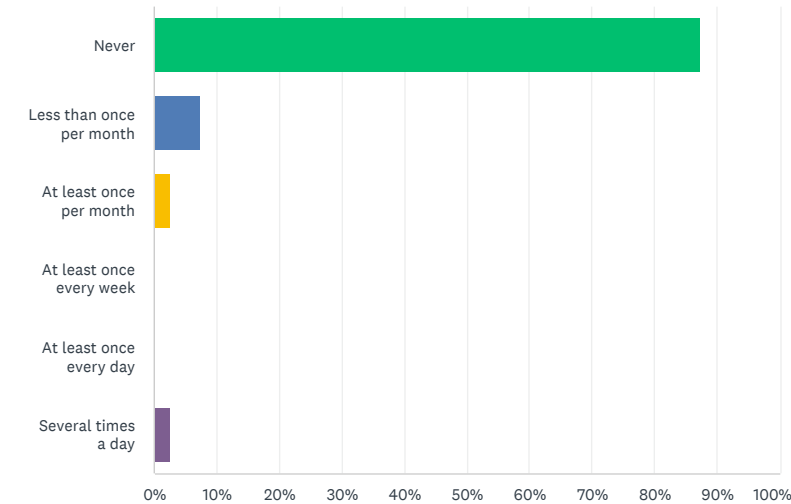


Several times a day	2.50%	1
TOTAL		40

Q7

How often do you vape?

Answered: 40 Skipped: 0

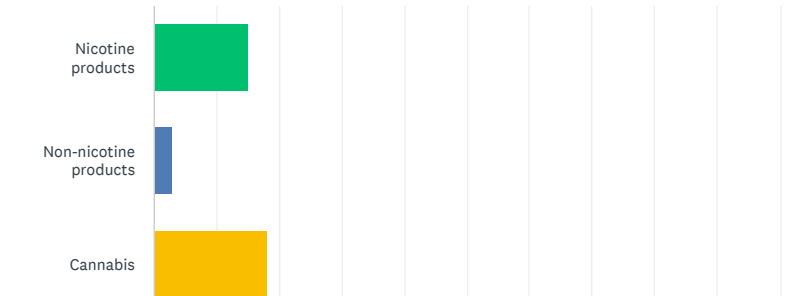


ANSWER CHOICES	RESPONSES	
Never	87.50%	35
Less than once per month	7.50%	3
At least once per month	2.50%	1
At least once every week	0.00%	0
At least once every day	0.00%	0
Several times a day	2.50%	1
TOTAL		40

Q8

What do you vape? (check all that apply)

Answered: 33 Skipped: 7





SIGN UP FREE

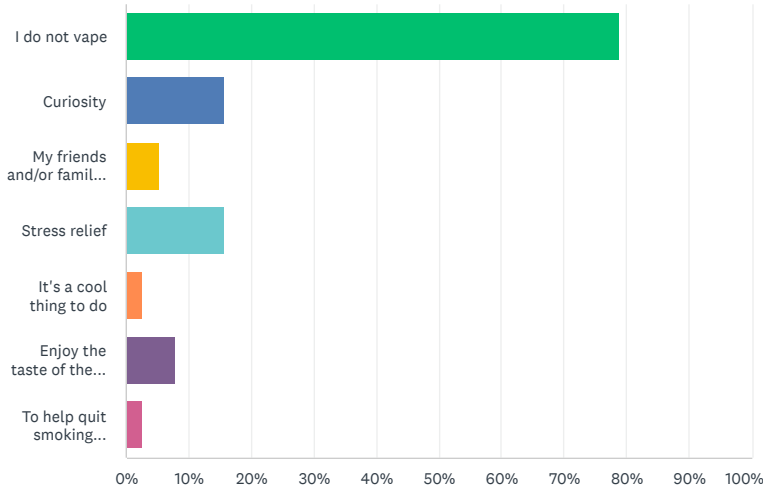


ANSWER CHOICES	RESPONSES	
Nicotine products	15.15%	5
Non-nicotine products	3.03%	1
Cannabis	18.18%	6
None of the above	75.76%	25
Total Respondents: 33		

Q9

Why did you start vaping? (check all that apply)

Answered: 38 Skipped: 2



ANSWER CHOICES	RESPONSES	
I do not vape	78.95%	30
Curiosity	15.79%	6
My friends and/or family members vape	5.26%	2
Stress relief	15.79%	6
It's a cool thing to do	2.63%	1
Enjoy the taste of the flavored product	7.89%	3
To help quit smoking cigarettes	2.63%	1
Total Respondents: 38		

Q10

What products do you or your friends use? (check all that apply)

Answered: 27 Skipped: 13



Share Link

<https://www.surveymonkey.com/re:>

COPY

Share

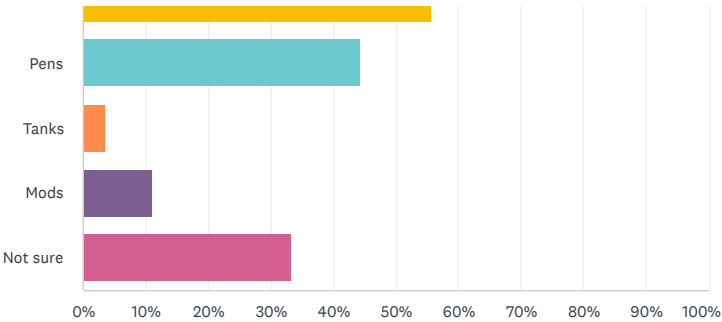
Tweet

Share

40 responses



SIGN UP FREE



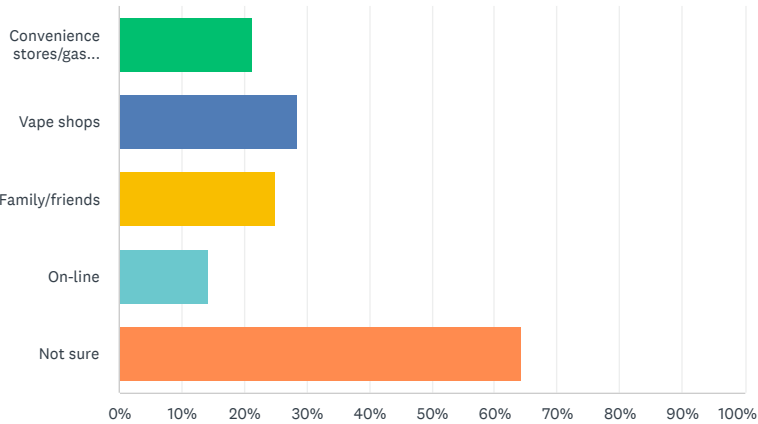
ANSWER CHOICES	RESPONSES	
Juuls	40.74%	11
Suorin	3.70%	1
Puff Bar	55.56%	15
Pens	44.44%	12
Tanks	3.70%	1
Mods	11.11%	3
Not sure	33.33%	9
Total Respondents: 27		

Q11



Where do you or your friends get vaping products? (check all that apply)

Answered: 28 Skipped: 12



ANSWER CHOICES	RESPONSES	
Convenience stores/gas stations (e.g. 7-11, Mobile, Arco, etc.)	21.43%	6
Vape shops	28.57%	8
Family/friends	25.00%	7
On-line	14.29%	4
Not sure	64.29%	18

Total Respondents: 28

Share Link

<https://www.surveymonkey.com/re:> [COPY](#)

Share

Tweet

Share

40 responses

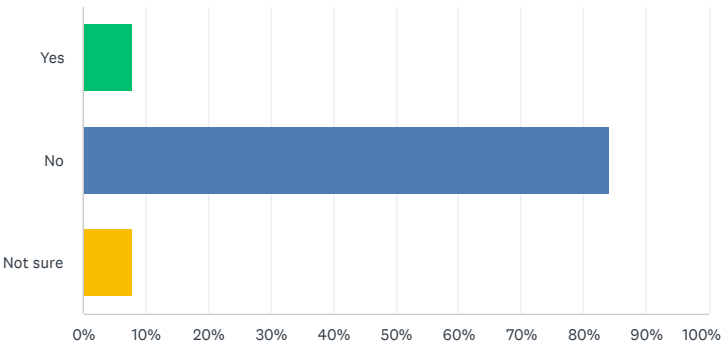


SIGN UP FREE



Do you use flavored tobacco/vaping products?

Answered: 38 Skipped: 2



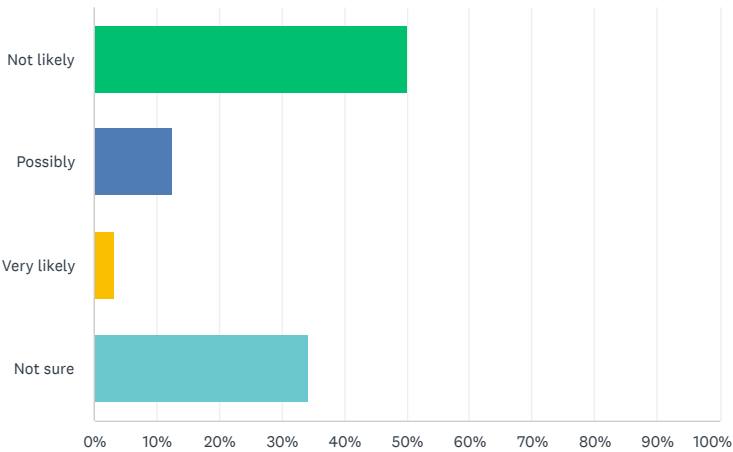
ANSWER CHOICES	RESPONSES	
Yes	7.89%	3
No	84.21%	32
Not sure	7.89%	3
TOTAL		38

Q13



How likely are you to use a non-flavored product?

Answered: 32 Skipped: 8



ANSWER CHOICES	RESPONSES	
Not likely	50.00%	16
Possibly	12.50%	4
Very likely	3.13%	1
Not sure	34.38%	11
TOTAL		32

Share Link

<https://www.surveymonkey.com/re:> [COPY](#)

Share

Tweet

Share

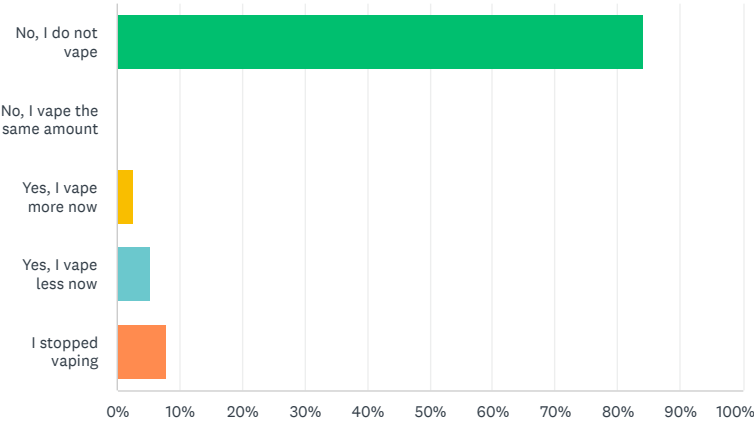
40 responses



SIGN UP FREE



Answered: 38 Skipped: 2



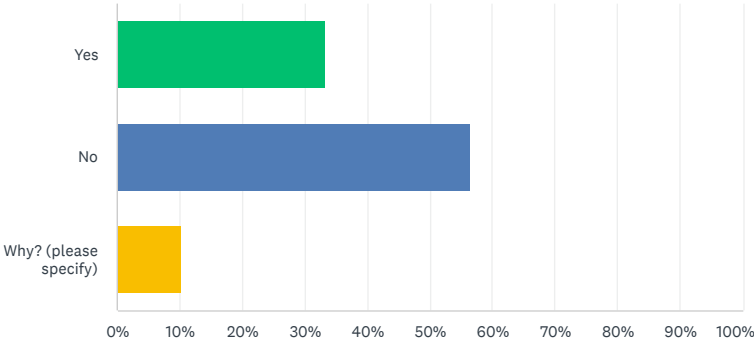
ANSWER CHOICES	RESPONSES	
No, I do not vape	84.21%	32
No, I vape the same amount	0.00%	0
Yes, I vape more now	2.63%	1
Yes, I vape less now	5.26%	2
I stopped vaping	7.89%	3
TOTAL		38

Q15



Do you believe vaping is safer than smoking cigarettes?

Answered: 39 Skipped: 1



ANSWER CHOICES	RESPONSES	
Yes	33.33%	13
No	56.41%	22
Why? (please specify)	10.26%	4
TOTAL		39

Share Link

<https://www.surveymonkey.com/re:>

COPY

Share

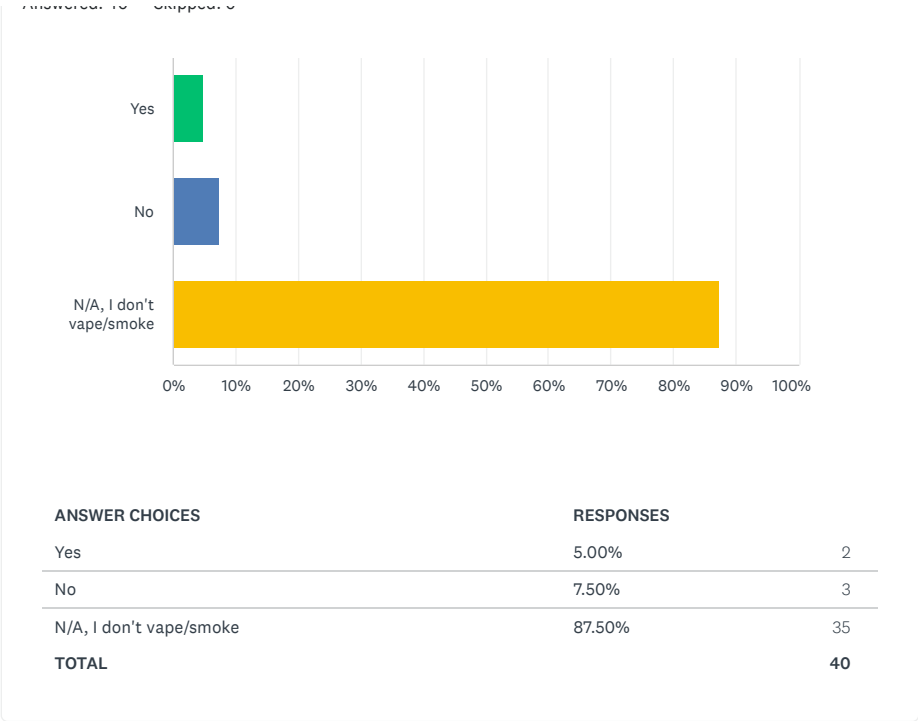
Tweet

Share

40 responses



SIGN UP FREE



Powered by SurveyMonkey

Check out our [sample surveys](#) and [create your own now!](#)

Share Link

<https://www.surveymonkey.com/re:>

COPY

Share

Tweet

Share

40 responses